







































Manufacturer											Range			Charging speed (miles/hr)			Performance				
Make	Model	Photo	Seating	EV Type	FWD/RWD/AWD	Base MSRP	Federal tax credit	Price after federal tax credit	Battery size (kWh)	Electric Range (miles)	Total Range (miles)	Charging rates (kW) L2/DCFC	Level 1 120V	Level 2 240V	DCFC 400+V	MPGe/MPG	Top Spd (mph)	0-60 mph (sec)	Towing capacity (lbs)	Safety Ratings by IIHS	
Audi	Q4 e-tron		5	BEV	AWD	\$48,800	TBD	\$48,800	82	241	241	11/125	3	31	282	95	112	5.8	2600	Top Safety Pick +	
Audi	Q4 Sportback e-tron		5	BEV	AWD	\$56,800	TBD	\$56,800	82	241	241	11/125	3	31	282	95	112	5.8	2600	Top Safety Pick +	
Audi	e-tron (S)		5	BEV	AWD	\$70,800	TBD	\$70,800	95	222	208-222	9.6/150	3	22	278	78	124-130	4.3-5.5	4000	Top Safety Pick +	
Audi	e-tron Sportback (S)		5	BEV	AWD	\$74,000	TBD	\$74,000	95	218	218	9.6/150	3	22	274	77	124-131	4.3-5.6	4000	Top Safety Pick +	
Audi	e-tron GT		5	BEV	AWD	\$104,900	TBD	\$104,900	93	238	238	9.6/270	3	23	292	82	155	3.1-3.9	0	Not Rated	
Audi	Q5 TFSI e		5	PHEV	AWD	\$55,400	TBD	\$55,400	17.9	20	390	7.4	2	14	N/A	61/26	130	5	4400	Top Safety Pick +	
BMW	i4		5	BEV	RWD/AWD	\$55,900	TBD	\$55,900	81	227-301	227-301	11/195	4	33	462.908	80-109	140	3.7-5.5	0	Not Rated	
BMW	i7		5	BEV	AWD	\$119,300	TBD	\$119,300	106	318	318	11/195	4	33	411.9881	89	130	4.5	0	Not Rated	
BMW	iX		5	BEV	AWD	\$84,100	TBD	\$84,100	112	315-324	315-324	11/195	3	28	393.4718	83-86	124	3.6-4.4	0	Not Rated	
BMW	X5 xDrive45e		5	PHEV	AWD	\$65,700	TBD	\$65,700	24	31	400	3.7	2	5	N/A	50/20	130	5.3	0	Top Safety Pick	
BMW	330e		5	PHEV	RWD/AWD	\$44,900	TBD	\$44,900	12	23	320	3.7	3	8	N/A	75/28	130-142	5.6	0	Good	
BMW	530e		5	PHEV	RWD/AWD	\$57,600	TBD	\$56,400	12	21	350	3.7	2	8	N/A	69/27	130-146	5.7	0	Top Safety Pick +	

Manufacturer								Range					Charging speed (miles/hr)			Performance				
Make	Model	Photo	Seating	EV Type	FWD/RWD/AWD	Base MSRP	Federal tax credit	Price after federal tax credit	Battery size (kWh)	Electric Range (miles)	Total Range (miles)	Charging rates (kW) L2/DCFC	Level 1 120V	Level 2 240V	DCFC 400+V	MPGe/MPG	Top Spd (mph)	0-60 mph (sec)	Towing capacity (lbs)	Safety Ratings by IIHS
Chevrolet	Bolt EV		5	BEV	FWD	\$26,500	TBD	\$26,500	65	259	259	11.5/50	4	41	142	120	98	6.5	0	Good
Chevrolet	Bolt EUV		5	BEV	FWD	\$27,800	TBD	\$27,800	65	247	247	11.5/50	4	39	136	115	98	7	0	Not rated
Chrysler	Pacifica Hybrid (PHEV)		7	PHEV	FWD	\$48,478	TBD	\$48,478	16	33	570	6.6	3	16	N/A	84/32	107	7.8	0	Good
Ford	Escape PHEV		5	PHEV	FWD	\$38,500	TBD	\$38,500	14.4	37	520	5	4	15	N/A	105/40	85	8.8	1500	Good
Ford	F-150 Lightning		5	BEV	AWD	\$55,974	TBD	\$55,974	98-131	230-320	230-320	11.6-19.6 /150	2	24-40	249	66-70	110	3.9	7700-10,000	Not Rated
Ford	Mustang Mach-E		5	BEV	RWD/AWD	\$45,995	TBD	\$45,995	76-99	247-314	247-315	11/115-150	3	30	331	82-103	124	3.5-5.8	0	Top Safety Pick
Genesis	GV60		5	BEV	AWD	\$59,290	TBD	\$59,290	77	235-248	235-248	11/230	3	29	491	90-95	124	5.5	2000	Top Safety Pick +
Genesis	Electrified GV70		5	BEV	AWD	\$65,850	TBD	\$65,850	77	236	236	11/230	3	29	497	91	146	4.2	0	Top Safety Pick +
Genesis	Electrified G80		5	BEV	AWD	\$79,825	TBD	\$79,825	87	282	282	11/230	3	32	530	97	146	4.9	0	Top Safety Pick +
Hyundai	Ioniq 5		5	BEV	RWD/AWD	\$41,450	TBD	\$41,450	58-77	220-303	220-303	11/199	4	35	503	98-114	115	5.2-8.0	1650	Top Safety Pick +
Hyundai	Kona Electric		5	BEV	FWD	\$33,550	TBD	\$33,550	64	258	258	7.2/75	4	26	214	120	124	6.6	0	Good
Hyundai	Santa Fe PHEV		5	PHEV	AWD	\$42,110	TBD	\$42,110	13.8	31	440	3.3	4	20	N/A	76/33	123	8.4	2000	Top Safety Pick +
Hyundai	Tucson PHEV		5	PHEV	AWD	\$37,300	TBD	\$37,300	13.8	33	420	7.2	4	20	N/A	80/35	130	7	2000	Top Safety Pick +

Manufacturer									Range			Charging speed (miles/hr)			Performance					
Make	Model	Photo	Seating	EV Type	FWD/RWD/AWD	Base MSRP	Federal tax credit	Price after federal tax credit	Battery size (kWh)	Electric Range (miles)	Total Range (miles)	Charging rates (kW) L2/DCFC	Level 1 120V	Level 2 240V	DCFC 400+V	MPGe/MPG	Top Spd (mph)	0-60 mph (sec)	Towing capacity (lbs)	Safety Ratings by IIHS
Jaguar	I-PACE		5	BEV	AWD	\$71,300	TBD	\$71,300	90	234	234	7.0/100	3	16	180	76	124	4.5	0	Not rated
Jeep	Wrangler 4xe		5	PHEV	AWD	\$54,735	TBD	\$54,735	17.4	22	370	7.7	2	11	N/A	49/20	100	6	3500	Moderate
Jeep	Grand Cherokee 4xe		5	PHEV	AWD	\$60,360	TBD	\$60,360	17.4	26	470	7.7	2	13	N/A	56/23	100	6	6000	Poor
Kia	EV6		5	BEV	RWD/AWD	\$48,700	TBD	\$48,700	58-77	206-310	232-310	11/200	4	36	527	105-117	120-161	3.4-8.0	2300	Top Safety Pick +
Kia	Niro EV		5	BEV	FWD	\$39,550	TBD	\$39,550	64	253	253	7.2/75	4	24	199	112	104	7.5	0	Good
Kia	Niro PHEV		5	PHEV	FWD	\$33,840	TBD	\$33,840	11.1	33	560	3.3	4	10	N/A	105/46	107	9	0	Good
Kia	Sorento PHEV		6	PHEV	AWD	\$49,990	TBD	\$49,990	13.8	32	460	7.2	4	22	N/A	79/34	123	8.4	2000	Top Safety Pick
Kia	Sportage PHEV		5	PHEV	AWD	\$38,690	TBD	\$38,690	13.8	34	430	7.2	4	22	N/A	84/35	107	7.1	2000	Top Safety Pick
Land Rover	Range Rover Sport PHEV		5	PHEV	AWD	\$83,000	TBD	\$83,000	12.4	19	480	7.4	2	9	N/A	42/19	140	5.7	0	Not Rated
Land Rover	Range Rover PHEV		5	PHEV	AWD	\$106,500	TBD	\$106,500	12.4	19	480	7.4	2	9	N/A	42/19	137	6.4	0	Not Rated
Lexus	NX 450h+		5	PHEV	AWD	\$57,705	TBD	\$57,705	18.1	37	550	3.3-6.6	3	16	N/A	84/36	124	6	2000	Not Rated
Lincoln	Corsair Grand Touring (PHEV)		5	PHEV	AWD	\$51,810	TBD	\$51,810	14.4	28	430	6.6	3	15	N/A	78/33	121	7	2000	Good
Lincoln	Aviator Grand Touring (PHEV)		7	PHEV	AWD	\$69,910	TBD	\$69,910	13.6	21	460	6.6	2	11	N/A	56/23	145	5	5600	Top Safety Pick
Lucid	Air		5	BEV	AWD	\$87,400	TBD	\$87,400	118	471-520	471-520	19/300	4	69	876	116-131	167	2.5-3.1	0	Not Rated

Manufacturer								Range					Charging speed (miles/hr)			Performance				
Make	Model	Photo	Seating	EV Type	FWD/RWD/AWD	Base MSRP	Federal tax credit	Price after federal tax credit	Battery size (kWh)	Electric Range (miles)	Total Range (miles)	Charging rates (kW) LZ/DCFC	Level 1 120V	Level 2 240V	DCFC 400+V	MPGe/MPG	Top Spd (mph)	0-60 mph (sec)	Towing capacity (lbs)	Safety Ratings by IIHS
Mercedes	EQB SUV		5-7	BEV	AWD	\$54,500	TBD	\$54,500	71	227-243	227-243	9.6/100	3	27	228	96-101	130	6.0-7.0	0	Not Rated
Mercedes	EQE Sedan		5	BEV	RWD/AWD	\$74,900	TBD	\$74,900	91	305	305	9.6/170	3	27	456	95-97	130	3.2-6.2	0	Not Rated
Mercedes	EQS Sedan		5	BEV	RWD/AWD	\$102,310	TBD	\$102,310	108	340-350	340-350	9.6/200	4	29	489	103	130	3.4-5.9	0	Not Rated
Mercedes	EQS SUV		5-7	BEV	RWD/AWD	\$104,400	TBD	\$104,400	108	285-305	285-305	9.6/200	3	22	366	77-85	130	4.5-6.5	3500	Not Rated
Mini	Cooper SE		4	BEV	FWD	\$34,225	TBD	\$34,225	33	114	114	7.4	4	24	128	108	93	6.9	0	Good
Mitsubishi	Outlander PHEV		7	PHEV	AWD	\$39,845	TBD	\$39,845	13.8	38	420	3.7/22	3	8	33	64/26	106	6.5	1500	Top Safety Pick +
Nissan	Leaf		5	BEV	FWD	\$28,040	TBD	\$28,040	40-62	150-226	150-226	6.6/70	4	22	189	114	90	6.5	0	Acceptable
Nissan	Ariya		5	BEV	FWD/AWD	\$43,190	TBD	\$43,190	63-87	216-304	216-304	7.2/130	4	22	312	101	99-124	4.8-7.5	1500	Not Rated
Polestar	2		5	BEV	FWD/AWD	\$48,400	TBD	\$48,400	78	260-270	260-270	11/150	3	30	328	92	128	4.2	2000	Not Rated
Porsche	Panamera E-hybrid		2	PHEV	AWD	\$109,000	TBD	\$109,000	17.9	19	480	3.6-7.2	2	11	N/A	51/23	167	3.0-4.3	0	Not Rated
Porsche	Cayenne E-hybrid		5	PHEV	AWD	\$86,500	TBD	\$86,500	17.9	15	370	3.6-7.3	2	10	N/A	46/22	151	3.6-4.7	0	Not Rated
Porsche	Taycan		4	BEV	RWD/AWD	\$86,700	TBD	\$86,700	79-93	201-227	201-227	11/270	2	23	442	69	162	2.6-5.1	0	Not Rated

Manufacturer			Seating	EV Type	FWD/ RWD/ AWD	Base MSRP	Federal tax credit	Price after federal tax credit	Battery size (kWh)	Range		Charging rates (kW) L2/DCFC	Charging speed (miles/hr)			Performance				
Make	Model	Photo								Electric Range (miles)	Total Range (miles)		Level 1 120V	Level 2 240V	DCFC 400+V	MPGe/MPG	Top Spd (mph)	0-60 mph (sec)	Towing capacity (lbs)	Safety Ratings by IIHS
Rivian	R1S		7	BEV	AWD	\$78,000	TBD	\$78,000	135	260-320	260-320	11.5/209	2	24	349	70	125	3	7700	Good
Rivian	R1T		5	BEV	AWD	\$73,000	TBD	\$73,000	135	260-320	260-320	11.5/210	2	24	344	69	125	3	11000	Top Safety Pick +
Subaru	Solterra		5	BEV	AWD	\$44,995	TBD	\$44,995	72	228	228	6.6/100-150	4	23	353	104	110	6.5-7.1	0	Not Rated
Subaru	Crosstrek Hybrid (PHEV)		5	PHEV	AWD	\$36,845	TBD	\$36,845	8.8	17	480	3.3	3	9	N/A	90/35	90	8.3	0	Top Safety Pick +
Tesla	Model 3		5	BEV	RWD/ AWD	\$42,990	TBD	\$42,990	60-75	263-353	263-353	11.5/250	4	41	712	113-141	140-162	3.1-5.3	0	Top Safety Pick +
Tesla	Model Y		5-7	BEV	AWD	\$54,990	TBD	\$54,990	75	303-326	303-326	11.5/250	4	41	712	121	135-145	3.5-4.8	3500	Top Safety Pick +
Tesla	Model S		5	BEV	AWD	\$89,990	TBD	\$89,990	100+	395-405	395-405	11.5/250	4	38	653	110	155-175	2.0-3.1	0	Not Rated
Tesla	Model X		5-7	BEV	AWD	\$99,990	TBD	\$99,990	100	340-360	340-360	11.5/250	3	33	570	96	155-163	2.5-3.8	5000	Not Rated
Toyota	bZ4X		5	BEV	RWD/ AWD	\$42,000	TBD	\$42,000	72	242-252	242-252	6.6/100-150	4	23	353	114-119	110	6.5-7.1	0	Not Rated
Toyota	Prius Prime		5	PHEV	FWD	\$28,770	TBD	\$28,770	8.8	25	640	3.3	5	13	N/A	133/54	90	11	0	Acceptable
Toyota	RAV4 Prime		5	PHEV	AWD	\$42,340	TBD	\$42,340	18.1	42	600	3.3-6.6	3	9	N/A	94/38	120	5.7	0	Top Safety Pick +
Volkswagen	ID4		5	BEV	RWD/ AWD	\$38,995	TBD	\$38,995	62-82	205-275	245-280	11/170	4	34	416	95-112	99-111	5.7-8.7	2700	Top Safety Pick +

Manufacturer											Range			Charging speed (miles/hr)			Performance				
Make	Model	Photo	Seating	EV Type	FWD/RWD/AWD	Base MSRP	Federal tax credit	Price after federal tax credit	Battery size (kWh)	Electric Range (miles)	Total Range (miles)	Charging rates (kW) L2/DCFC	Level 1 120V	Level 2 240V	DCFC 400+V	MPGe/MPG	Top Spd (mph)	0-60 mph (sec)	Towing capacity (lbs)	Safety Ratings by IIHS	
Volvo	C40 Recharge		5	BEV	AWD	\$55,300	TBD	\$55,300	78	226	223	11/149	3	28	310	87	112	4.7	3307	Top Safety Pick +	
Volvo	XC40 Recharge		5	BEV	AWD	\$53,550	TBD	\$53,550	78	223	226	11/150	3	28	303	85	112	4.7	3307	Good	
Volvo	S60 Recharge		5	PHEV	AWD	\$51,250	TBD	\$51,250	18.8	40	530	3.6	2	7	N/A	74/31	155	4.3	2000	Good	
Volvo	V60 Recharge		6	PHEV	AWD	\$70,550	TBD	\$70,550	18.8	40	530	3.6	2	7	N/A	74/31	155	4.3	2000	Good	
Volvo	S90 Recharge		5	PHEV	AWD	\$70,500	TBD	\$70,500	18.8	38	500	3.6	2	6	N/A	66/29	140	4.6	1650	Top Safety Pick +	
Volvo	XC60 Recharge		5	PHEV	AWD	\$57,200	TBD	\$57,200	18.8	36	560	3.6	2	6	N/A	63/28	140	4.5	3500	Top Safety Pick +	
Volvo	XC90 Recharge		7	PHEV	AWD	\$71,900	TBD	\$71,900	18.8	35	530	3.6	2	6	N/A	66/26	132	5	5000	Not Rated	

This table is updated by Jukka Kukkonen, Shift2Electric.

Photos and information sources: Manufacturers' websites and www.fueleconomy.gov

Get the latest version: www.EVInfoList.com