












Manufacturer											Range			Charging speed (miles/hr)			Performance				
Make	Model	Photo	Seating	EV Type	FWD/RWD/AWD	Base MSRP	Federal tax credit	Price after federal tax credit	Battery size (kWh)	Electric Range (miles)	Total Range (miles)	Charging rates (kW) L2/DCFC	Level 1 120V	Level 2 240V	DCFC 400+V	MPGe/MPG	Top Spd (mph)	0-60 mph (sec)	Towing capacity (lbs)	Crash Ratings: IIHS/NHTSA	
Audi	e-tron (S)		5	BEV	AWD	\$65,900	\$7,500	<b>\$58,400</b>	95	222	208-222	9.6/150	3	21	264	74	124-130	4.3-5.5	4000	Top Safety Pick +/ Not rated	
Audi	e-tron Sportback (S)		5	BEV	AWD	\$69,100	\$7,500	<b>\$61,600</b>	95	218	218	9.6/150	3	22	274	77	124-131	4.3-5.6	4000	Top Safety Pick +/ 5 star	
Audi	e-tron GT		5	BEV	AWD	\$102,400	\$7,500	<b>\$94,900</b>	93	238	238	9.6/270	3	23	292	82	155	3.1-3.9	0	Not Rated	
Audi	Q5 e		5	PHEV	AWD	\$54,600	\$7,500	<b>\$47,100</b>	17.9	20	390	7.4	2	14	N/A	61/26	130	5	4400	Top Safety Pick +/ Not rated	
Audi	A7 55e		5	PHEV	AWD	\$75,900	\$7,500	<b>\$68,400</b>	17.9	26	410	7.4	2	13	N/A	70/27	130	5.2	0	Top Safety Pick +/ Not rated	
BMW	X5 xDrive45e		5	PHEV	AWD	\$63,700	\$7,500	<b>\$56,200</b>	24	31	400	3.7	2	5	N/A	50/20	130	5.3	0	Top Safety Pick + / Not rated	
BMW	330e		5	PHEV	RWD/AWD	\$42,950	\$5,836	<b>\$37,114</b>	12	23	320	3.7	3	8	N/A	75/28	130	5.6	0	Top Safety Pick / Not rated	
BMW	530e		5	PHEV	RWD/AWD	\$55,550	\$5,836	<b>\$49,714</b>	12	21	350	3.7	2	8	N/A	69/27	146	6	0	Top Safety Pick + / Not rated	
BMW	745e		5	PHEV	AWD	\$95,900	\$5,836	<b>\$90,064</b>	12	16	290	3.7	2	6	N/A	56/22	155	4.9	0	Not rated / Not rated	
Chevrolet	Bolt EV		5	BEV	FWD	\$31,000	\$0	<b>\$31,000</b>	66	259	259	11.5/50	4	41	142	120	98	6.5	0	Top Safety Pick / 5 star	
Chevrolet	Bolt EUV		5	BEV	FWD	\$33,000	\$0	<b>\$33,000</b>	66	247	247	11.5/50	4	39	136	115	98	7	0	Not rated	
Chrysler	Pacifica Hybrid (PHEV)		7	PHEV	FWD	\$45,400	\$7,500	<b>\$37,900</b>	16	33	570	6.6	3	16	N/A	84/32	107	7.8	0	Top Safety Pick / 5 star	

This table is updated by Jukka Kukkonen, Shift2Electric.

Photos and information sources: Manufacturers' websites and [www.fueleconomy.gov](http://www.fueleconomy.gov)















Get the latest version: [www.EVInfoList.com](http://www.EVInfoList.com)

Manufacturer											Range		Charging speed (miles/hr)			Performance				
Make	Model	Photo	Seating	EV Type	FWD/RWD/AWD	Base MSRP	Federal tax credit	Price after federal tax credit	Battery size (kWh)	Electric Range (miles)	Total Range (miles)	Charging rates (kW) L2/DCFC	Level 1 120V	Level 2 240V	DCFC 400+V	MPGe/MPG	Top Spd (mph)	0-60 mph (sec)	Towing capacity (lbs)	Crash Ratings: IIHS/NHTSA
Ford	Escape PHEV		5	PHEV	FWD	\$33,075	\$6,843	<b>\$26,232</b>	14.4	37	520	5	4	15	N/A	105/40	85	8.8	1500	Top Safety Pick / Not rated
Ford	Mustang Mach-E		5	BEV	RWD/AWD	\$43,895	\$7,500	<b>\$36,395</b>	76-99	247-314	247-315	11/115-150	3	30	331	82-103	124	3.5-6.1	0	Top Safety Pick / Not rated
Hyundai	Ioniq 5		5	BEV	RWD/ AWD	\$43,650	\$7,500	<b>\$36,150</b>	58-77	220-303	220-303	11/199	4	35	503	98-114	115	5.2-8.0	2000	Not Rated
Hyundai	IONIQ EV		5	BEV	FWD	\$33,045	\$7,500	<b>\$25,545</b>	38	170	170	7.2/65	5	28	205	133	102	8.4	0	Top Safety Pick / Not rated
Hyundai	IONIQ PHEV		5	PHEV	FWD	\$26,500	\$4,553	<b>\$21,947</b>	8.9	29	630	3.3	4	12	N/A	119/54	81	8.9	0	Top Safety Pick / Not rated
Hyundai	Kona EV		5	BEV	FWD	\$34,000	\$7,500	<b>\$26,500</b>	64	258	258	7.2/75	4	26	214	120	124	6.6	0	Top Safety Pick + / 5 star
Hyundai	Sonata PHEV		5	PHEV	FWD	\$33,400	\$4,919	<b>\$28,481</b>	9.8	28	600	3.3	4	10	N/A	99/40	123	7.7	0	Top Safety Pick + / 5 star
Hyundai	Santa Fe PHEV		5	PHEV	AWD	\$39,350	\$6,587	<b>\$32,763</b>	13.8	31	440	3.3	4	20	N/A	76/33	123	8.4	2000	Not Rated
Hyundai	Tucson PHEV		5	PHEV	AWD	\$34,750	\$6,587	<b>\$28,163</b>	13.8	33	420	7.2	4	20	N/A	80/35	130	7	2000	Not Rated
Jaguar	I-PACE		5	BEV	AWD	\$69,900	\$7,500	<b>\$62,400</b>	90	234	234	7.0/100	3	16	180	76	124	4.5	0	Not rated
Jeep	Wrangler 4xe		5	PHEV	AWD	\$51,225	\$7,500	<b>\$43,725</b>	17.4	22	370	7.7	2	11	N/A	49/20	100	6	3500	Not Rated

This table is updated by Jukka Kukkonen, Shift2Electric.

Photos and information sources: Manufacturers' websites and [www.fueleconomy.gov](http://www.fueleconomy.gov)













Get the latest version: [www.EVInfoList.com](http://www.EVInfoList.com)

Manufacturer									Range			Charging speed (miles/hr)			Performance					
Make	Model	Photo	Seating	EV Type	FWD/RWD/ AWD	Base MSRP	Federal tax credit	Price after federal tax credit	Battery size (kWh)	Electric Range (miles)	Total Range (miles)	Charging rates (kW) L2/DCFC	Level 1 120V	Level 2 240V	DCFC 400+V	MPGe/ MPG	Top Spd (mph)	0-60 mph (sec)	Towing capacity (lbs)	Crash Ratings: IIHS/NHTSA
Kia	EV6		5	BEV	RWD/ AWD	\$40,900	\$7,500	<b>\$33,400</b>	58-77	232-310	232-310	11/200	4	36	527	105-117	120	4.6-8.0	2300	Not Rated
Kia	Niro EV		5	BEV	FWD	\$39,990	\$7,500	<b>\$32,490</b>	64	239	239	7.2/75	4	24	199	112	104	7.5	0	Top Safety Pick + / 4 star
Kia	Niro PHEV		5	PHEV	FWD	\$29,490	\$4,543	<b>\$24,947</b>	8.9	26	560	3.3	4	10	N/A	105/46	107	9	0	Top Safety Pick + / 4 star
Kia	Optima PHEV		5	PHEV	FWD	\$36,105	\$4,919	<b>\$31,186</b>	9.8	28	610	3.3	4	10	N/A	101/40	123	8	0	Top Safety Pick + / 5 star
Kia	Sorento PHEV		6	PHEV	AWD	\$44,990	\$6,587	<b>\$38,403</b>	13.8	32	460	3.3	4	20	N/A	79/34	123	8.4	2000	Not Rated
Land Rover	Range Rover Sport PHEV		5	PHEV	AWD	\$83,000	\$6,295	<b>\$76,705</b>	12.4	19	480	7.4	2	9	N/A	42/19	137	6.3	0	Not Rated
Land Rover	Range Rover PHEV		5	PHEV	AWD	\$97,000	\$6,295	<b>\$90,705</b>	12.4	19	480	7.4	2	9	N/A	42/19	137	6.4	0	Not Rated
Lexus	NX 450h+		5	PHEV	AWD	\$56,725	\$7,500	<b>\$49,225</b>	18.1	37	550	3.3-6.6	3	16	N/A	84/36	124	6	2000	Not Rated
Lincoln	Aviator Grand Touring (PHEV)		7	PHEV	AWD	\$68,800	\$6,534	<b>\$62,266</b>	13.6	21	460	6.6	2	11	N/A	56/23	145	5	5600	Top Safety Pick / Not rated
Lucid	Air		5	BEV	AWD	\$139,000	\$7,500	<b>\$131,500</b>	118	471-520	471-520	19/300	4	69	876	116-131	167	2.5-3.1	0	Not Rated
Mercedes	EQS		5	BEV	RWD/ AWD	\$102,310	\$7,500	<b>\$94,810</b>	108	340-350	340-350	9.6/200	3	27	456	95-97	130	4.3-5.9	0	Not Rated
Mini	Cooper SE		4	BEV	FWD	\$29,900	\$7,500	<b>\$22,400</b>	33	114	114	7.4	4	24	128	108	93	6.9	0	Not Rated
Mitsubishi	Outlander PHEV		5	PHEV	AWD	\$36,295	\$5,836	<b>\$30,459</b>	12	22	310	3.7/22	3	8	39	74/25	106	9.9	1500	Good-Acceptable/ 5 star
Nissan	Leaf		5	BEV	FWD	\$27,400	\$7,500	<b>\$19,900</b>	40-62	150-226	150-226	6.6/70	4	22	189	114	90	6.5	0	Good/ Not rated

This table is updated by Jukka Kukkonen, Shift2Electric.

Photos and information sources: Manufacturers' websites and www.fueleconomy.gov







Get the latest version: [www.EVInfoList.com](http://www.EVInfoList.com)

Manufacturer										Range		Charging speed (miles/hr)			Performance					
Make	Model	Photo	Seating	EV Type	FWD/RWD/AWD	Base MSRP	Federal tax credit	Price after federal tax credit	Battery size (kWh)	Electric Range (miles)	Total Range (miles)	Charging rates (kW) L2/DCFC	Level 1 120V	Level 2 240V	DCFC 400+V	MPGe/MPG	Top Spd (mph)	0-60 mph (sec)	Towing capacity (lbs)	Crash Ratings: IIHS/NHTSA
Polestar	2		5	BEV	AWD	\$47,200	\$7,500	\$39,700	78	249-270	249-270	11/150	3	30	328	92	128	4.5	2000	Not Rated
Porsche	Panamera S E-hybrid		2	PHEV	AWD	\$103,800	\$6,712	\$97,088	14.1	14	540	3	2	5	N/A	51/23	167	4.4	0	Not rated/Not rated
Porsche	Cayenne S E-hybrid		5	PHEV	AWD	\$81,800	\$6,712	\$75,088	14.1	13	480	3	2	4	N/A	46/22	151	4.7	0	Not rated/Not rated
Porsche	Taycan		4	BEV	RWD/AWD	\$82,700	\$7,500	\$75,200	79-93	201-227	201-227	11/270	2	23	442	69	162	2.6-5.1	0	Not Rated
Rivian	R1T		5	BEV	AWD	\$67,500	\$7,500	\$60,000	135	314	314	11.5/210	2	24	349	70	125	3	11000	Not Rated
Subaru	Crosstrek Hybrid (PHEV)		5	PHEV	AWD	\$35,145	\$4,500	\$30,645	8.8	17	480	3.3	3	9	N/A	90/35	90	8.3	0	Top Safety Pick + / 5 star
Tesla	Model 3		5	BEV	RWD/AWD	\$46,990	\$0	\$46,990	60-75	263-353	263-353	11.5/250	4	41	712	113-141	140-162	3.1-5.3	0	Top Safety Pick + / 5 star
Tesla	Model Y		5-7	BEV	AWD	\$62,990	\$0	\$62,990	75	303-326	303-326	11.5/250	4	41	712	121	135-145	3.5-4.8	3500	Top Safety Pick + / 5 star
Tesla	Model S		5	BEV	AWD	\$99,900	\$0	\$99,900	100+	395-405	395-405	11.5/250	4	38	653	110	155-175	2.0-3.1	0	Good-Acceptable/ 5 Stars
Tesla	Model X		5-7	BEV	AWD	\$114,990	\$0	\$114,990	100	340-360	340-360	11.5/250	3	33	570	96	155-163	2.5-3.8	5000	Not rated/ 5 star
Toyota	Prius Prime		5	PHEV	FWD	\$28,220	\$4,502	\$23,718	8.8	25	640	3.3	5	13	N/A	133/54	90	11	0	Top Safety Pick/ Not rated
Toyota	RAV4 Prime		5	PHEV	AWD	\$39,800	\$7,500	\$32,300	18.1	42	600	3.3-6.6	3	9	N/A	94/38	120	5.7	0	Not Rated

This table is updated by Jukka Kukkonen, Shift2Electric.

Photos and information sources: Manufacturers' websites and www.fueleconomy.gov

Get the latest version: [www.EVInfoList.com](http://www.EVInfoList.com)

Manufacturer										Range		Charging speed (miles/hr)			Performance					
Make	Model	Photo	Seating	EV Type	FWD/ RWD/ AWD	Base MSRP	Federal tax credit	Price after federal tax credit	Battery size (kWh)	Electric Range (miles)	Total Range (miles)	Charging rates (kW) L2/DCFC	Level 1 120V	Level 2 240V	DCFC 400+V	MPGe/ MPG	Top Spd (mph)	0-60 mph (sec)	Towing capacity (lbs)	Crash Ratings: IIHS/NHTSA
Volkswagen	ID4		5	BEV	RWD/ AWD	\$40,760	\$7,500	\$33,260	78	245-280	245-280	11/125	4	34	306	95-112	99-111	5.7-8.7	2700	Top Safety Pick + / Not rated
Volvo	S60 Recharge		5	PHEV	AWD	\$ 47,650	\$ 5,419	\$ 42,231	11.6	22	510	3.3	2	7	N/A	69/30	155	4.4	0	Good / Not rated
Volvo	S90 Recharge		5	PHEV	AWD	\$ 60,050	\$ 5,419	\$ 54,631	11.6	21	490	3.3	2	6	N/A	60/30	140	4.5	0	Top Safety Pick/ Not rated
Volvo	XC40 Recharge		5	BEV	AWD	\$ 55,300	\$ 7,500	\$ 47,800	78	223	223	11/150	3	28	303	85	112	4.7	3307	Top Safety Pick + / Not rated
Volvo	XC60 Recharge		5	PHEV	AWD	\$ 53,500	\$ 5,419	\$ 48,081	11.6	19	500	3.3	2	6	N/A	57/27	140	4.9	3500	Top Safety Pick/ 5 star
Volvo	XC90 Recharge		7	PHEV	AWD	\$ 63,450	\$ 5,419	\$ 58,031	11.6	18	490	3.3	2	5	N/A	55/27	132	5.3	5000	Top Safety Pick/ Not rated

This table is updated by Jukka Kukkonen, Shift2Electric.

Photos and information sources: Manufacturers' websites and [www.fueleconomy.gov](http://www.fueleconomy.gov)

Get the latest version: [www.EVInfoList.com](http://www.EVInfoList.com)