

















































Manufacturer								Range			Charging speed (miles/hr)			Performance					
Make	Model	Photo	Seating	EV Type	FWD/RWD/AWD	Base MSRP	Federal tax credit	Battery size (kWh)	Electric Range (miles)	Total Range (miles)	Charging rates (kW) L2/DCFC	Level 1 120V	Level 2 240V	DCFC 400+V	MPGe/MPG	Top Spd (mph)	0-60 mph (sec)	Towing capacity (lbs)	Safety Ratings by IIHS
Audi	Q4 e-tron		5	BEV	AWD	\$49,800	Fueleconomy.gov	82	241	241	11/125	3	31	282	95	112	5.8	2600	Top Safety Pick +
Audi	Q4 Sportback e-tron		5	BEV	AWD	\$58,200	Fueleconomy.gov	82	241	241	11/125	3	31	282	95	112	5.8	2600	Top Safety Pick +
Audi	Q8 e-tron (S)		5	BEV	AWD	\$74,400	Fueleconomy.gov	106	285	285	9.6-19.2 /170	3	44	315	78	124-130	4.3-5.6	4000	Top Safety Pick +
Audi	Q8 e-tron Sportback (S)		5	BEV	AWD	\$77,800	Fueleconomy.gov	106	300	300	9.6-19.2 /170	3	44	311	77	124-131	4.3-5.4	4000	Top Safety Pick +
Audi	e-tron GT		5	BEV	AWD	\$106,500	Fueleconomy.gov	93	238	238	9.6/270	3	23	292	82	155	3.1-3.9	0	Not Rated
Audi	Q5 TFSI e		5	PHEV	AWD	\$57,400	Fueleconomy.gov	17.9	20	390	7.4	2	14	N/A	61/26	130	5	4400	Top Safety Pick +
BMW	i4		5	BEV	RWD/AWD	\$52,200	Fueleconomy.gov	81	227-301	227-301	11/195	4	33	463	80-109	140	3.7-5.5	0	Not Rated
BMW	i5		5	BEV	RWD/AWD	\$66,800	Fueleconomy.gov	81	240-295	240-295	11/195	4	33	463	85-105	120-130	3.7-5.7	0	Not Rated
BMW	i7		5	BEV	AWD	\$124,200	Fueleconomy.gov	106	318	318	11/195	4	33	412	89	130	4.5	0	Not Rated
BMW	iX		5	BEV	AWD	\$87,100	Fueleconomy.gov	112	315-324	315-324	11/195	3	28	393	83-86	124	3.6-4.4	0	Not Rated
BMW	330e		5	PHEV	RWD/AWD	\$45,600	Fueleconomy.gov	12	23	320	3.7	3	8	N/A	75/28	130-142	5.6	0	Good
BMW	750 xDrive		5	PHEV	AWD	\$107,000	Fueleconomy.gov	12	16	290	3.7	2	6	N/A	56/22	127	4.6	0	Top Safety Pick +
BMW	X5 xDrive50e		5	PHEV	AWD	\$72,500	Fueleconomy.gov	24	39	440	7.4	2	11	N/A	58/20	130	4.6	0	Top Safety Pick
BMW	The XM		5	PHEV	AWD	\$159,000	Fueleconomy.gov	25.7	31	300	7.4	2	11	N/A	73/14	168	3.7	0	Top Safety Pick

Manufacturer								Range			Charging speed (miles/hr)			Performance					
Make	Model	Photo	Seating	EV Type	FWD/RWD/AWD	Base MSRP	Federal tax credit	Battery size (kWh)	Electric Range (miles)	Total Range (miles)	Charging rates (kW) L2/DCFC	Level 1 120V	Level 2 240V	DCFC 400+V	MPGe/MPG	Top Spd (mph)	0-60 mph (sec)	Towing capacity (lbs)	Safety Ratings by IIHS
Cadillac	Lyriq		5	BEV	RWD/AWD	\$58,590	Fueleconomy.gov	102	312	312	11.5-19.2/190	4	29	401	89	118	4.9-5.7	3500	Not Rated
Chevrolet	Bolt EV		5	BEV	FWD	\$26,500	Fueleconomy.gov	65	259	259	11.5/50	4	41	142	120	98	6.5	0	Good
Chevrolet	Bolt EUV		5	BEV	FWD	\$27,800	Fueleconomy.gov	65	247	247	11.5/50	4	39	136	115	98	7	0	Not rated
Chrysler	Pacifica Hybrid (PHEV)		7	PHEV	FWD	\$51,095	Fueleconomy.gov	16	33	570	6.6	3	16	N/A	84/32	107	7.8	0	Good
Ford	Escape PHEV		5	PHEV	FWD	\$40,500	Fueleconomy.gov	14.4	37	520	5	4	15	N/A	105/40	85	8.8	1500	Good
Ford	F-150 Lightning		5	BEV	AWD	\$49,995	Fueleconomy.gov	98-131	240-320	240-320	11.6-19.6 /150	2	24-40	249	66-70	110	3.9	7700-10,000	Not Rated
Ford	Mustang Mach-E		5	BEV	RWD/AWD	\$42,995	Fueleconomy.gov	72-91	226-312	226-312	11/115-150	3	30	331	82-103	124	3.8-6.3	0	Top Safety Pick
Genesis	GV60		5	BEV	AWD	\$59,290	Fueleconomy.gov	77	235-248	235-248	11/230	3	29	491	90-95	124	5.5	2000	Top Safety Pick +
Genesis	Electrified GV70		5	BEV	AWD	\$66,450	Fueleconomy.gov	77	236	236	11/230	3	29	497	91	146	4.2	0	Top Safety Pick +
Genesis	Electrified G80		5	BEV	AWD	\$79,825	Fueleconomy.gov	87	282	282	11/230	3	32	530	97	146	4.9	0	Top Safety Pick +
Hyundai	Ioniq 5		5	BEV	RWD/AWD	\$41,450	Fueleconomy.gov	58-77	220-303	220-303	11/199	4	35	503	98-114	115	5.2-8.0	1650	Top Safety Pick +
Hyundai	Ioniq 6		5	BEV	RWD/AWD	\$41,600	Fueleconomy.gov	58-77	240-361	240-361	11/221	4	34	554	103-140	115	4.3-6.2	0	Not Rated
Hyundai	Kona Electric		5	BEV	FWD	\$33,550	Fueleconomy.gov	64	258	258	7.2/75	4	26	214	120	124	6.6	0	Good

Manufacturer								Range			Charging speed (miles/hr)			Performance					
Make	Model	Photo	Seating	EV Type	FWD/RWD/AWD	Base MSRP	Federal tax credit	Battery size (kWh)	Electric Range (miles)	Total Range (miles)	Charging rates (kW) L2/DCFC	Level 1 120V	Level 2 240V	DCFC 400+V	MPGe/MPG	Top Spd (mph)	0-60 mph (sec)	Towing capacity (lbs)	Safety Ratings by IIHS
Hyundai	Santa Fe PHEV		5	PHEV	AWD	\$42,410	Fueleconomy.gov	13.8	31	440	3.3	4	20	N/A	76/33	123	8.4	2000	Top Safety Pick +
Hyundai	Tucson PHEV		5	PHEV	AWD	\$37,050	Fueleconomy.gov	13.8	33	420	7.2	4	20	N/A	80/35	130	7	2000	Top Safety Pick +
Jaguar	I-PACE		5	BEV	AWD	\$72,000	Fueleconomy.gov	90	246	234	9.6/100	3	16	180	76	124	4.5	0	Not rated
Jeep	Wrangler 4xe		5	PHEV	AWD	\$54,735	Fueleconomy.gov	17.4	22	370	7.7	2	11	N/A	49/20	100	6	3500	Moderate
Jeep	Grand Cherokee 4xe		5	PHEV	AWD	\$60,460	Fueleconomy.gov	17.4	26	470	7.7	2	13	N/A	56/23	100	6	6000	Poor
Kia	EV6		5	BEV	RWD/AWD	\$42,600	Fueleconomy.gov	58-77	232-310	232-310	11/200	4	36	527	105-117	120-161	3.4-8.0	2300	Top Safety Pick +
Kia	Niro EV		5	BEV	FWD	\$39,550	Fueleconomy.gov	64	253	253	7.2/75	4	24	199	112	104	7.1	0	Good
Kia	Niro PHEV		5	PHEV	FWD	\$33,840	Fueleconomy.gov	11.1	33	560	3.3	4	10	N/A	105/46	107	9	0	Good
Kia	Sorento PHEV		6	PHEV	AWD	\$49,990	Fueleconomy.gov	13.8	32	460	7.2	4	22	N/A	79/34	123	8.4	2000	Top Safety Pick
Kia	Sportage PHEV		5	PHEV	AWD	\$38,690	Fueleconomy.gov	13.8	34	430	7.2	4	22	N/A	84/35	107	7.1	2000	Top Safety Pick
Land Rover	Range Rover Sport PHEV		5	PHEV	AWD	\$83,000	Fueleconomy.gov	12.4	19	480	7.4	2	9	N/A	42/19	140	5.7	0	Not Rated
Land Rover	Range Rover PHEV		5	PHEV	AWD	\$106,500	Fueleconomy.gov	12.4	19	480	7.4	2	9	N/A	42/19	137	6.4	0	Not Rated
Lexus	RZ 450e		5	BEV	AWD	\$59,650	Fueleconomy.gov	72	196-220	196-220	6.6/100-150	4	23	353	114-119	110	5.0	0	Not Rated
Lexus	NX 450h+		5	PHEV	AWD	\$59,405	Fueleconomy.gov	18.1	37	550	3.3-6.6	3	16	N/A	84/36	124	6	2000	Not Rated

Manufacturer								Range			Charging speed (miles/hr)			Performance					
Make	Model	Photo	Seating	EV Type	FWD/RWD/AWD	Base MSRP	Federal tax credit	Battery size (kWh)	Electric Range (miles)	Total Range (miles)	Charging rates (kW) L2/DCFC	Level 1 120V	Level 2 240V	DCFC 400+V	MPGe/MPG	Top Spd (mph)	0-60 mph (sec)	Towing capacity (lbs)	Safety Ratings by IIHS
Lincoln	Corsair Grand Touring (PHEV)		5	PHEV	AWD	\$51,810	Fueleconomy.gov	14.4	28	430	6.6	3	15	N/A	78/33	121	7	2000	Good
Lincoln	Aviator Grand Touring (PHEV)		7	PHEV	AWD	\$69,910	Fueleconomy.gov	13.6	21	460	6.6	2	11	N/A	56/23	145	5	5600	Top Safety Pick
Lucid	Air		5	BEV	AWD	\$82,400	Fueleconomy.gov	118	471-520	471-520	19/300	4	69	876	116-131	167	2.5-3.1	0	Not Rated
Mercedes	EQB SUV		5-7	BEV	AWD	\$52,750	Fueleconomy.gov	71	227-243	227-243	9.6/100	3	27	228	96-101	130	6.0-7.0	0	Not Rated
Mercedes	EQE Sedan		5	BEV	RWD/AWD	\$74,900	Fueleconomy.gov	91	305	305	9.6/170	3	27	456	95-97	130	3.2-6.2	0	Not Rated
Mercedes	EQE SUV		5	BEV	RWD/AWD	\$77,900	Fueleconomy.gov	91	279	279	9.6/171	3	23	389	82	130	4.0-5.6	0	Not Rated
Mercedes	EQS Sedan		5	BEV	RWD/AWD	\$102,310	Fueleconomy.gov	108	340-350	340-350	9.6/200	4	29	489	103	130	3.4-5.9	0	Not Rated
Mercedes	EQS SUV		5-7	BEV	RWD/AWD	\$104,400	Fueleconomy.gov	108	285-305	285-305	9.6/200	3	22	366	77-85	130	4.5-6.5	3500	Not Rated
Mini	Cooper SE		4	BEV	FWD	\$30,900	Fueleconomy.gov	33	114	114	7.4	4	24	128	108	93	6.9	0	Good
Mitsubishi	Outlander PHEV		7	PHEV	AWD	\$39,845	Fueleconomy.gov	20	38	420	3.7/22	3	8	33	64/26	106	6.5	1500	Top Safety Pick +
Nissan	Leaf		5	BEV	FWD	\$28,140	Fueleconomy.gov	40-62	150-226	150-226	6.6/70	4	22	189	114	90	6.5	0	Acceptable
Nissan	Ariya		5	BEV	FWD/AWD	\$43,190	Fueleconomy.gov	63-87	216-304	216-304	7.2/130	4	22	312	101	99-124	4.8-7.5	1500	Not Rated
Polestar	2		5	BEV	RWD/AWD	\$49,900	Fueleconomy.gov	78-82	247-320	247-320	11/155-205	3	30	328	92	127	4.1-5.9	2000	Not Rated

Manufacturer								Range			Charging speed (miles/hr)			Performance					
Make	Model	Photo	Seating	EV Type	FWD/RWD/AWD	Base MSRP	Federal tax credit	Battery size (kWh)	Electric Range (miles)	Total Range (miles)	Charging rates (kW) L2/DCFC	Level 1 120V	Level 2 240V	DCFC 400+V	MPGe/MPG	Top Spd (mph)	0-60 mph (sec)	Towing capacity (lbs)	Safety Ratings by IIHS
Porsche	Panamera E-hybrid		2	PHEV	AWD	\$109,000	Fueleconomy.gov	17.9	19	480	3.6-7.2	2	11	N/A	51/23	167	3.0-4.3	0	Not Rated
Porsche	Cayenne E-hybrid		5	PHEV	AWD	\$86,500	Fueleconomy.gov	17.9	15	370	3.6-7.3	2	10	N/A	46/22	151	3.6-4.7	0	Not Rated
Porsche	Taycan		4	BEV	RWD/AWD	\$90,900	Fueleconomy.gov	79-93	201-227	201-227	11/270	2	23	442	69	162	2.6-5.1	0	Not Rated
Rivian	R1S		7	BEV	AWD	\$78,000	Fueleconomy.gov	135	260-320	260-320	11.5/209	2	24	349	70	125	3	7700	Good
Rivian	R1T		5	BEV	AWD	\$73,000	Fueleconomy.gov	135	260-320	260-320	11.5/210	2	24	344	69	125	3	11000	Top Safety Pick +
Subaru	Solterra		5	BEV	AWD	\$44,995	Fueleconomy.gov	72	228	228	6.6/100-150	4	23	353	104	110	6.5-7.1	0	Not Rated
Tesla	Model 3		5	BEV	RWD/AWD	\$38,990	Fueleconomy.gov	60-75	263-353	263-353	11.5/250	4	41	712	113-141	140-162	3.1-5.3	0	Top Safety Pick +
Tesla	Model Y		5-7	BEV	AWD	\$43,990	Fueleconomy.gov	75	303-326	303-326	11.5/250	4	41	712	121	135-145	3.5-4.8	3500	Top Safety Pick +
Tesla	Model S		5	BEV	AWD	\$74,990	Fueleconomy.gov	100	320-405	320-405	11.5/250	4	38	653	110	155-175	2.0-3.7	0	Not Rated
Tesla	Model X		5-7	BEV	AWD	\$79,990	Fueleconomy.gov	100	269-360	269-360	11.5/250	3	33	570	96	155-163	2.5-4.4	5000	Not Rated

Manufacturer								Range			Charging speed (miles/hr)			Performance					
Make	Model	Photo	Seating	EV Type	FWD/ RWD/ AWD	Base MSRP	Federal tax credit	Battery size (kWh)	Electric Range (miles)	Total Range (miles)	Charging rates (kW) L2/DCFC	Level 1 120V	Level 2 240V	DCFC 400+V	MPGe/MPG	Top Spd (mph)	0-60 mph (sec)	Towing capacity (lbs)	Safety Ratings by IIHS
Toyota	bZ4X		5	BEV	RWD/ AWD	\$42,000	Fueleconomy.gov	72	242-252	242-252	6.6/100-150	4	23	353	114-119	110	6.5-7.1	0	Not Rated
Toyota	Prius Prime		5	PHEV	FWD	\$32,350	Fueleconomy.gov	10.9	39-44	640	3.5	5	13	N/A	114-127/52	115	6.6	0	Not Rated
Toyota	RAV4 Prime		5	PHEV	AWD	\$43,090	Fueleconomy.gov	18.1	42	600	3.3-6.6	3	9	N/A	94/38	120	5.7	0	Top Safety Pick +
Volkswagen	ID4		5	BEV	RWD/ AWD	\$38,995	Fueleconomy.gov	62-82	209-275	209-275	11/170	4	34	416	95-112	99-111	5.7-8.7	2700	Top Safety Pick +
Volvo	C40 Recharge		5	BEV	AWD	\$55,300	Fueleconomy.gov	78	226	223	11/149	3	28	310	87	112	4.7	3307	Top Safety Pick +
Volvo	XC40 Recharge		5	BEV	AWD	\$53,550	Fueleconomy.gov	78	223	226	11/150	3	28	303	85	112	4.7	3307	Good
Volvo	S60 Recharge		5	PHEV	AWD	\$51,950	Fueleconomy.gov	18.8	40	530	3.6	2	7	N/A	74/31	155	4.3	2000	Good
Volvo	V60 Recharge		6	PHEV	AWD	\$71,250	Fueleconomy.gov	18.8	40	530	3.6	2	7	N/A	74/31	155	4.3	2000	Good
Volvo	S90 Recharge		5	PHEV	AWD	\$65,650	Fueleconomy.gov	18.8	38	500	3.6	2	6	N/A	66/29	140	4.6	1650	Top Safety Pick +
Volvo	XC60 Recharge		5	PHEV	AWD	\$57,900	Fueleconomy.gov	18.8	36	560	3.6	2	6	N/A	63/28	140	4.5	3500	Top Safety Pick +
Volvo	XC90 Recharge		7	PHEV	AWD	\$71,900	Fueleconomy.gov	18.8	35	530	3.6	2	6	N/A	66/26	132	5	5000	Not Rated