

























Manufacturer											Range		Charging speed (miles/hr)			Performance				
Make	Model	Photo	Seating	EV Type	FWD/RWD/AWD	Base MSRP	Federal tax credit	Price after federal tax credit	Battery size (kWh)	Electric Range (miles)	Total Range (miles)	Charging rates (kW) L2/DCFC	Level 1 120V	Level 2 240V	DCFC 400+V	MPGe/MPG	Top Spd (mph)	0-60 mph (sec)	Towing capacity (lbs)	Crash Ratings: IIHS/NHTSA
Audi	Q4 e-tron		5	BEV	AWD	\$49,900	\$7,500	<b>\$42,400</b>	82	241	241	11/125	3	31	282	95	112	5.8	2600	Not Rated
Audi	Q4 Sportback e-tron		5	BEV	AWD	\$52,700	\$7,500	<b>\$45,200</b>	82	241	241	11/125	3	31	282	95	112	5.8	2600	Not Rated
Audi	e-tron (S)		5	BEV	AWD	\$65,900	\$7,500	<b>\$58,400</b>	95	222	208-222	9.6/150	3	22	278	78	124-130	4.3-5.5	4000	Top Safety Pick + / Not rated
Audi	e-tron Sportback (S)		5	BEV	AWD	\$69,100	\$7,500	<b>\$61,600</b>	95	218	218	9.6/150	3	22	274	77	124-131	4.3-5.6	4000	Top Safety Pick + / 5 star
Audi	e-tron GT		5	BEV	AWD	\$102,400	\$7,500	<b>\$94,900</b>	93	238	238	9.6/270	3	23	292	82	155	3.1-3.9	0	Not Rated
Audi	Q5 TFSI e		5	PHEV	AWD	\$55,400	\$7,500	<b>\$47,900</b>	17.9	20	390	7.4	2	14	N/A	61/26	130	5	4400	Top Safety Pick + / Not rated
Audi	A7 TFSI e		5	PHEV	AWD	\$75,900	\$7,500	<b>\$68,400</b>	17.9	26	410	7.4	2	13	N/A	70/27	130	5.2	0	Top Safety Pick + / Not rated
BMW	i4		5	BEV	RWD/ AWD	\$55,400	\$7,500	<b>\$47,900</b>	81	227-301	227-301	11/195	4	33	462.908	80-109	140	3.7-5.5	0	Not Rated
BMW	iX		5	BEV	AWD	\$83,200	\$7,500	<b>\$75,700</b>	112	315-324	315-324	11/195	3	28	393.4718	83-86	124	3.6-4.4	0	Not Rated
BMW	X5 xDrive45e		5	PHEV	AWD	\$63,700	\$7,500	<b>\$56,200</b>	24	31	400	3.7	2	5	N/A	50/20	130	5.3	0	Top Safety Pick + / Not rated
BMW	330e		5	PHEV	RWD/ AWD	\$42,950	\$5,836	<b>\$37,114</b>	12	23	320	3.7	3	8	N/A	75/28	130	5.6	0	Top Safety Pick / Not rated
BMW	530e		5	PHEV	RWD/ AWD	\$55,550	\$5,836	<b>\$49,714</b>	12	21	350	3.7	2	8	N/A	69/27	146	6	0	Top Safety Pick + / Not rated
BMW	745e		5	PHEV	AWD	\$95,900	\$5,836	<b>\$90,064</b>	12	16	290	3.7	2	6	N/A	56/22	155	4.9	0	Not rated / Not rated

This table is updated by Jukka Kukkonen, Shift2Electric.

Photos and information sources: Manufacturers' websites and www.fueleconomy.gov















Get the latest version: [www.EVInfoList.com](http://www.EVInfoList.com)















Manufacturer											Range			Charging speed (miles/hr)			Performance				
Make	Model	Photo	Seating	EV Type	FWD/RWD/AWD	Base MSRP	Federal tax credit	Price after federal tax credit	Battery size (kWh)	Electric Range (miles)	Total Range (miles)	Charging rates (kW) L2/DCFC	Level 1 120V	Level 2 240V	DCFC 400+V	MPGE/MPG	Top Spd (mph)	0-60 mph (sec)	Towing capacity (lbs)	Crash Ratings: IIHS/NHTSA	
Chevrolet	Bolt EV		5	BEV	FWD	\$25,600	\$0	\$25,600	65	259	259	11.5/50	4	41	142	120	98	6.5	0	Top Safety Pick / 5 star	
Chevrolet	Bolt EUV		5	BEV	FWD	\$27,200	\$0	\$27,200	65	247	247	11.5/50	4	39	136	115	98	7	0	Not rated	
Chrysler	Pacifica Hybrid (PHEV)		7	PHEV	FWD	\$46,978	\$7,500	\$39,478	16	33	570	6.6	3	16	N/A	84/32	107	7.8	0	Top Safety Pick / 5 star	
Ford	Escape PHEV		5	PHEV	FWD	\$35,455	\$6,843	\$28,612	14.4	37	520	5	4	15	N/A	105/40	85	8.8	1500	Top Safety Pick / Not rated	
Ford	F-150 Lightning		5	BEV	AWD	\$39,974	\$7,500	\$32,474	98-131	230-320	230-320	11.6-19.6 /150	2	24-40	249	66-70	110	4.5	7700-10,000	Not Rated	
Ford	Mustang Mach-E		5	BEV	RWD/AWD	\$43,895	\$7,500	\$36,395	76-99	247-314	247-315	11/115-150	3	30	331	82-103	124	3.5-6.1	0	Top Safety Pick / Not rated	
Hyundai	Ioniq 5		5	BEV	RWD/AWD	\$39,950	\$7,500	\$32,450	58-77	220-303	220-303	11/199	4	35	503	98-114	115	5.2-8.0	1650	Not Rated	
Hyundai	Kona EV		5	BEV	FWD	\$34,000	\$7,500	\$26,500	64	258	258	7.2/75	4	26	214	120	124	6.6	0	Top Safety Pick + / 5 star	
Hyundai	Santa Fe PHEV		5	PHEV	AWD	\$40,000	\$6,587	\$33,413	13.8	31	440	3.3	4	20	N/A	76/33	123	8.4	2000	Not Rated	
Hyundai	Tucson PHEV		5	PHEV	AWD	\$35,400	\$6,587	\$28,813	13.8	33	420	7.2	4	20	N/A	80/35	130	7	2000	Not Rated	
Jaguar	I-PACE		5	BEV	AWD	\$71,300	\$7,500	\$63,800	90	234	234	7.0/100	3	16	180	76	124	4.5	0	Not rated	
Jeep	Wrangler 4xe		5	PHEV	AWD	\$54,595	\$7,500	\$47,095	17.4	22	370	7.7	2	11	N/A	49/20	100	6	3500	Not Rated	
Jeep	Grand Cherokee 4xe		5	PHEV	AWD	\$58,095	\$7,500	\$50,595	17.4	26	470	7.7	2	13	N/A	56/23	100	6	6000	Not Rated	

This table is updated by Jukka Kukkonen, Shift2Electric.

Photos and information sources: Manufacturers' websites and www.fueleconomy.gov

Get the latest version: [www.EVInfoList.com](http://www.EVInfoList.com)

Manufacturer										Range			Charging speed (miles/hr)			Performance				
Make	Model	Photo	Seating	EV Type	FWD/ RWD/ AWD	Base MSRP	Federal tax credit	Price after federal tax credit	Battery size (kWh)	Electric Range (miles)	Total Range (miles)	Charging rates (kW) L2/DCFC	Level 1 120V	Level 2 240V	DCFC 400+V	MPGe/ MPG	Top Spd (mph)	0-60 mph (sec)	Towing capacity (lbs)	Crash Ratings: IIHS/NHTSA
Kia	EV6		5	BEV	WD/ AW	\$40,900	\$7,500	<b>\$33,400</b>	58-77	232-310	232-310	11/200	4	36	527	105-117	120	4.6-8.0	2300	Not Rated
Kia	Niro EV		5	BEV	FWD	\$39,990	\$7,500	<b>\$32,490</b>	64	239	239	7.2/75	4	24	199	112	104	7.5	0	Top Safety Pick + / 4 star
Kia	Niro PHEV		5	PHEV	FWD	\$29,590	\$4,543	<b>\$25,047</b>	8.9	26	560	3.3	4	10	N/A	105/46	107	9	0	Top Safety Pick + / 4 star
Kia	Sorento PHEV		6	PHEV	AWD	\$45,190	\$6,587	<b>\$38,603</b>	13.8	32	460	3.3	4	20	N/A	79/34	123	8.4	2000	Not Rated
Land Rover	Range Rover Sport PHEV		5	PHEV	AWD	\$83,000	\$6,295	<b>\$76,705</b>	12.4	19	480	7.4	2	9	N/A	42/19	140	5.7	0	Not Rated
Land Rover	Range Rover PHEV		5	PHEV	AWD	\$104,500	\$6,295	<b>\$98,205</b>	12.4	19	480	7.4	2	9	N/A	42/19	137	6.4	0	Not Rated
Lexus	NX 450h+		5	PHEV	AWD	\$57,225	\$7,500	<b>\$49,725</b>	18.1	37	550	3.3-6.6	3	16	N/A	84/36	124	6	2000	Not Rated
Lincoln	Corsair Grand Touring (PHEV)		5	PHEV	AWD	\$51,810	\$6,843	<b>\$44,967</b>	14.4	28	430	6.6	3	15	N/A	78/33	121	7	2000	Not Rated
Lincoln	Aviator Grand Touring (PHEV)		7	PHEV	AWD	\$69,910	\$6,534	<b>\$63,376</b>	13.6	21	460	6.6	2	11	N/A	56/23	145	5	5600	Top Safety Pick / Not rated
Lucid	Air		5	BEV	AWD	\$87,400	\$7,500	<b>\$79,900</b>	118	471-520	471-520	19/300	4	69	876	116-131	167	2.5-3.1	0	Not Rated
Mercedes	EQS		5	BEV	WD/ AW	\$102,310	\$7,500	<b>\$94,810</b>	108	340-350	340-350	9.6/200	3	27	456	95-97	130	3.4-5.9	0	Not Rated
Mini	Cooper SE		4	BEV	FWD	\$34,225	\$7,500	<b>\$26,725</b>	33	114	114	7.4	4	24	128	108	93	6.9	0	Not Rated
Mitsubishi	Outlander PHEV		5	PHEV	AWD	\$36,995	\$5,836	<b>\$31,159</b>	12	22	310	3.7/22	3	8	39	74/25	106	9.9	1500	Good-Acceptable/ 5 star
Nissan	Leaf		5	BEV	FWD	\$27,400	\$7,500	<b>\$19,900</b>	40-62	150-226	150-226	6.6/70	4	22	189	114	90	6.5	0	Good/ Not rated

Manufacturer										Range			Charging speed (miles/hr)			Performance				
Make	Model	Photo	Seating	EV Type	FWD/ RWD/ AWD	Base MSRP	Federal tax credit	Price after federal tax credit	Battery size (kWh)	Electric Range (miles)	Total Range (miles)	Charging rates (kW) L2/DCFC	Level 1 120V	Level 2 240V	DCFC 400+V	MPGe/ MPG	Top Spd (mph)	0-60 mph (sec)	Towing capacity (lbs)	Crash Ratings: IIHS/NHTSA
Polestar	2		5	BEV	FWD/ AWD	\$48,400	\$7,500	<b>\$40,900</b>	78	260-270	260-270	11/150	3	30	328	92	128	4.2	2000	Not Rated
Porsche	Panamera E-hybrid		2	PHEV	AWD	\$109,000	\$7,500	<b>\$101,500</b>	17.9	19	480	3.6-7.2	2	11	N/A	51/23	167	3.0-4.3	0	Not rated/ Not rated
Porsche	Cayenne E-hybrid		5	PHEV	AWD	\$86,500	\$7,500	<b>\$79,000</b>	17.9	15	370	3.6-7.3	2	10	N/A	46/22	151	3.6-4.7	0	Not rated/ Not rated
Porsche	Taycan		4	BEV	RWD/ AWD	\$86,700	\$7,500	<b>\$79,200</b>	79-93	201-227	201-227	11/270	2	23	442	69	162	2.6-5.1	0	Not Rated
Rivian	R1S		7	BEV	AWD	\$72,500	\$7,500	<b>\$65,000</b>	135	260-320	260-320	11.5/209	2	24	349	70	125	3	7700	Not Rated
Rivian	R1T		5	BEV	AWD	\$67,500	\$7,500	<b>\$60,000</b>	135	260-320	260-320	11.5/210	2	24	344	69	125	3	11000	Not Rated
Subaru	Crosstrek Hybrid (PHEV)		5	PHEV	AWD	\$36,345	\$4,502	<b>\$31,843</b>	8.8	17	480	3.3	3	9	N/A	90/35	90	8.3	0	Top Safety Pick + / 5 star
Tesla	Model 3		5	BEV	RWD/ AWD	\$46,990	\$0	<b>\$46,990</b>	60-75	263-353	263-353	11.5/250	4	41	712	113-141	140-162	3.1-5.3	0	Top Safety Pick + / 5 star
Tesla	Model Y		5-7	BEV	AWD	\$65,990	\$0	<b>\$65,990</b>	75	303-326	303-326	11.5/250	4	41	712	121	135-145	3.5-4.8	3500	Top Safety Pick + / 5 star
Tesla	Model S		5	BEV	AWD	\$104,990	\$0	<b>\$104,990</b>	100+	395-405	395-405	11.5/250	4	38	653	110	155-175	2.0-3.1	0	Good-Acceptable/ 5 Stars
Tesla	Model X		5-7	BEV	AWD	\$120,990	\$0	<b>\$120,990</b>	100	340-360	340-360	11.5/250	3	33	570	96	155-163	2.5-3.8	5000	Not rated/ 5 star
Toyota	bZ4X		5	BEV	RWD/ AWD	\$42,000	\$7,500	<b>\$34,500</b>	72	242-252	242-252	6.6/100-150	4	23	353	114-119	110	6.5-7.1	0	Not Rated
Toyota	Prius Prime		5	PHEV	FWD	\$28,670	\$4,502	<b>\$24,168</b>	8.8	25	640	3.3	5	13	N/A	133/54	90	11	0	Top Safety Pick/ Not rated
Toyota	RAV4 Prime		5	PHEV	AWD	\$39,800	\$7,500	<b>\$32,300</b>	18.1	42	600	3.3-6.6	3	9	N/A	94/38	120	5.7	0	Not Rated

Manufacturer										Range		Charging speed (miles/hr)			Performance					
Make	Model	Photo	Seating	EV Type	FWD/RWD/AWD	Base MSRP	Federal tax credit	Price after federal tax credit	Battery size (kWh)	Electric Range (miles)	Total Range (miles)	Charging rates (kW) L2/DCFC	Level 1 120V	Level 2 240V	DCFC 400+V	MPGe/MPG	Top Spd (mph)	0-60 mph (sec)	Towing capacity (lbs)	Crash Ratings: IIHS/NHTSA
Volkswagen	ID4		5	BEV	RWD/AWD	\$41,230	\$7,500	\$33,730	78	245-280	245-280	11/125	4	34	306	95-112	99-111	5.7-8.7	2700	Top Safety Pick + / Not rated
Volvo	C40 Recharge		5	BEV	AWD	\$ 58,750	\$ 7,500	\$ 51,250	78	226	223	11/149	3	28	310	87	112	4.7	3307	Top Safety Pick + / Not rated
Volvo	XC40 Recharge		5	BEV	AWD	\$ 51,700	\$ 7,500	\$ 44,200	78	223	226	11/150	3	28	303	85	112	4.7	3307	Top Safety Pick + / Not rated
Volvo	S60 Recharge		5	PHEV	AWD	\$ 47,650	\$5419-7500	\$ 42,231	11.6-18.8	22-40	510-530	3.3	2	7	N/A	69-74/30	155	4.4	0	Top Safety Pick + / Not rated
Volvo	V60 Recharge		6	PHEV	AWD	\$ 67,300	\$5419-7500	\$ 61,881	11.6-18.8	22-41	510-530	3.3	2	7	N/A	69-74/30	155	4.4	0	Good / Not rated
Volvo	S90 Recharge		5	PHEV	AWD	\$ 61,050	\$5419-7500	\$ 55,631	11.6-18.8	21-38	490-500	3.3	2	6	N/A	63-66/29-30	140	4.5	0	Top Safety Pick/ Not rated
Volvo	XC60 Recharge		5	PHEV	AWD	\$ 54,250	\$5419-7500	\$ 48,831	11.6-18.8	19-36	500-560	3.3	2	6	N/A	57-63/25-27	140	4.9	3500	Top Safety Pick/ 5 star
Volvo	XC90 Recharge		7	PHEV	AWD	\$ 64,800	\$5419-7500	\$ 59,381	11.6-18.8	18-36	520-530	3.3	2	5	N/A	55-65/26-27	132	5.3	5000	Top Safety Pick/ Not rated

This table is updated by Jukka Kukkonen, Shift2Electric.

Photos and information sources: Manufacturers' websites and www.fueleconomy.gov

Get the latest version: [www.EVInfoList.com](http://www.EVInfoList.com)